

## FIFTEENTH RUFORUM ANNUAL GENERAL MEETING, 2-6 DECEMBER 2019, CAPECOAST, GHANA

Theme: Delivering on Africa's Universities Agenda for Agricultural Higher Education, Science, Technology and Innovation (AHESTI)

### Submitting Extended Abstract(s) to the African Journal of Rural Development (AFJRD) platform

#### Step 1: Registration

Before submitting, the corresponding author or their nominee who will be making the submission, must register on the African Journal of Rural Development (AFJRD) Website [www.afjrd.org](http://www.afjrd.org). If already registered visit the site and click "Login"

To register, please visit the [www.afjrd.org](http://www.afjrd.org) website and click on "Register" at the top right corner on the dashboard and follow the prompts. Once registered, the author will receive a confirmation message of registration with a username and password which he/she will use when making a submission and for subsequent editorial correspondence on status of submission, including follow up right from submission to production stage, viewing announcements (call for papers etc.), and downloading articles on the website. When your registration is successful, a message will be sent to your email as confirmation.



#### Step 2: Submission

For first timer users, after successful registration, the screen will appear as below with fields that provide for submission. Please click "**Make a New Submission**" to start the process.



Home / Submissions

Make a new submission or view your pending submissions.

Click on Make a Submission

Submission Preparation Checklist [Edit](#)

As part of the submission process, authors are required to check off their submission's compliance with all of the following items, and submissions may be returned to authors that do not adhere to these guidelines.

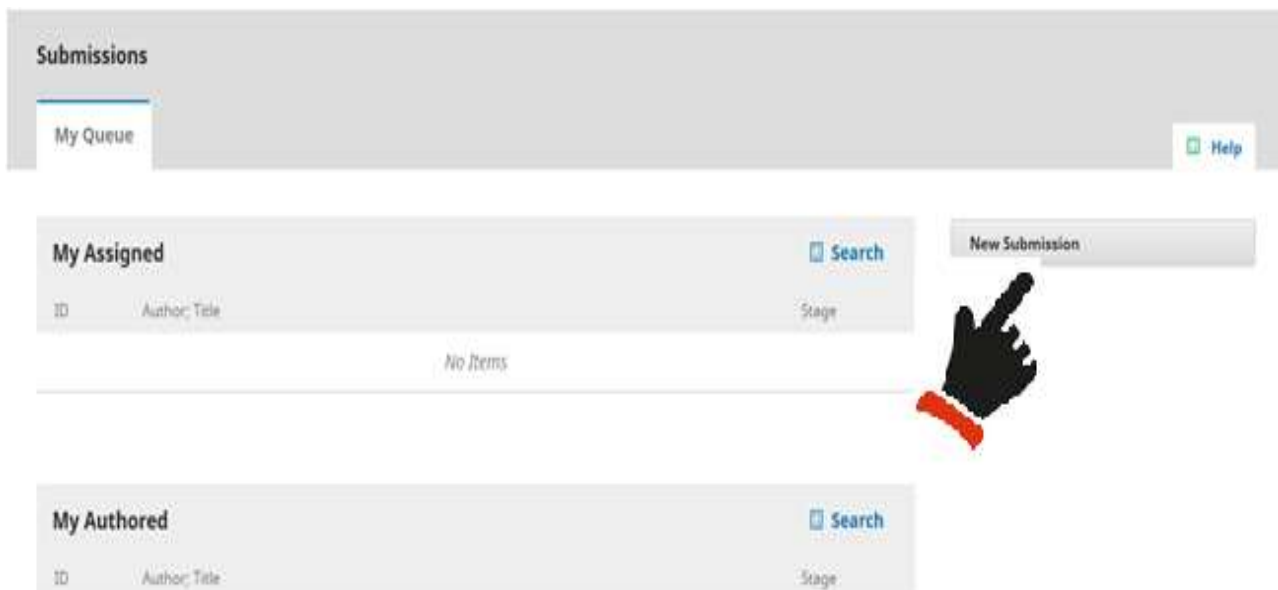
Information

- For Readers
- For Authors
- For Librarians

Click on Make a Submission

Make a Submission

If you are already a registered user, upon login, please click “**New submission**” on your right hand side of the screen and follow the prompts.



Submissions

My Queue [Help](#)

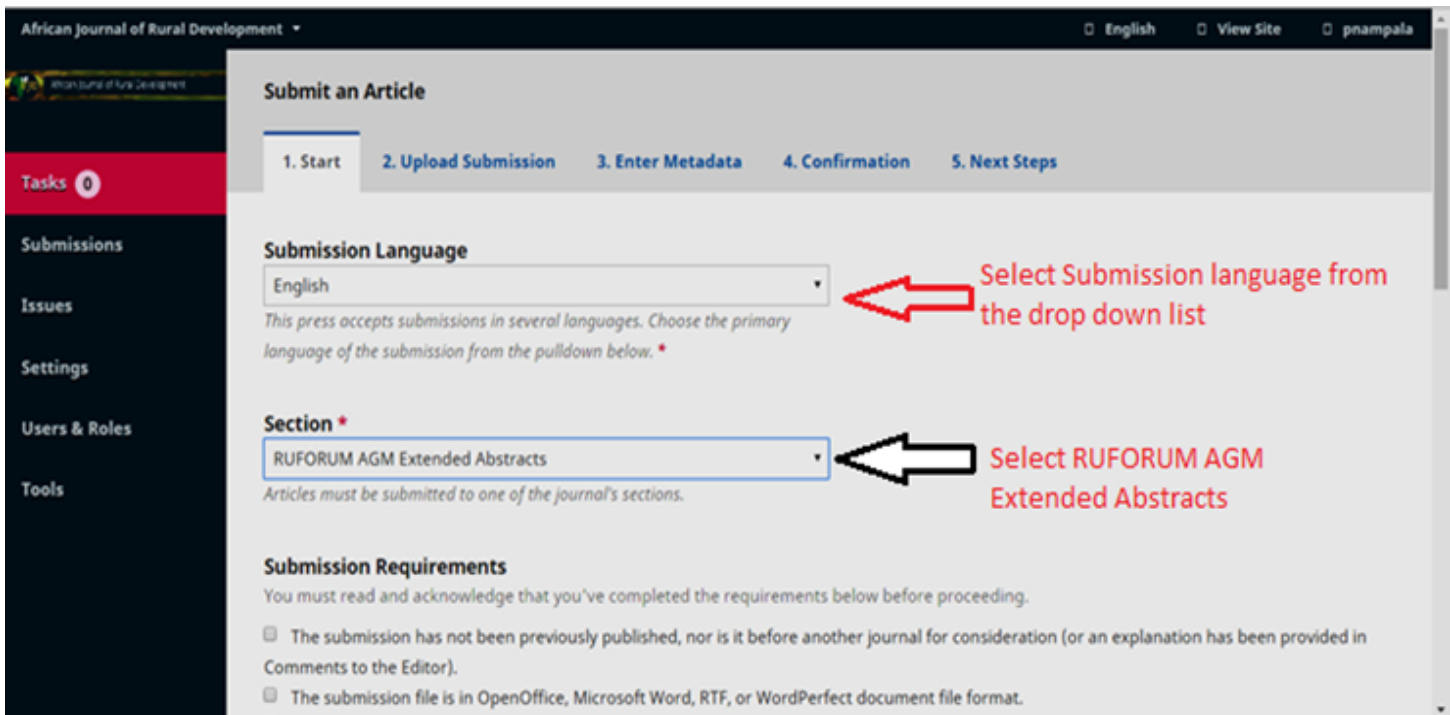
My Assigned [Search](#) **New Submission**

ID	Author, Title	Stage
No Items		

My Authored [Search](#)

ID	Author, Title	Stage
----	---------------	-------

On the submission page (see print screen below), please follow the highlights below:



**Submit an Article**

1. Start   2. Upload Submission   3. Enter Metadata   4. Confirmation   5. Next Steps

**Submission Language**

English

*This press accepts submissions in several languages. Choose the primary language of the submission from the pull-down below. \**

**Section \***

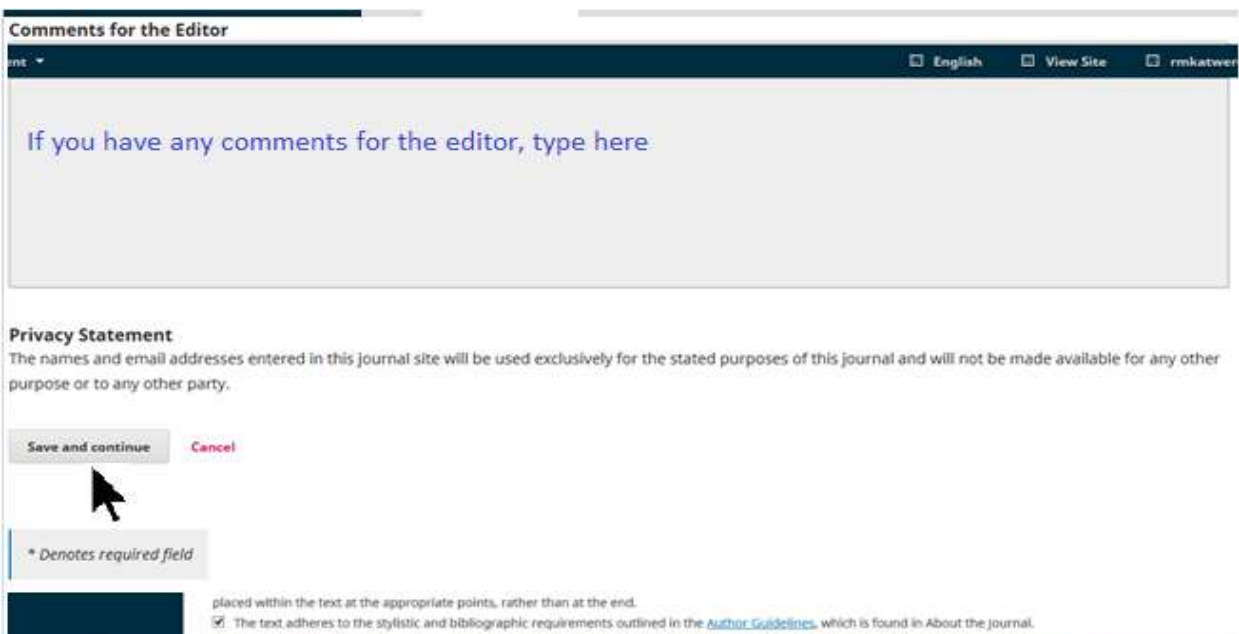
RUFORUM AGM Extended Abstracts

*Articles must be submitted to one of the journal's sections.*

**Submission Requirements**

You must read and acknowledge that you've completed the requirements below before proceeding.

- The submission has not been previously published, nor is it before another journal for consideration (or an explanation has been provided in Comments to the Editor).
- The submission file is in OpenOffice, Microsoft Word, RTF, or WordPerfect document file format.



**Comments for the Editor**

If you have any comments for the editor, type here

**Privacy Statement**

The names and email addresses entered in this Journal site will be used exclusively for the stated purposes of this journal and will not be made available for any other purpose or to any other party.

Save and continue   Cancel

\* Denotes required field

The text adheres to the stylistic and bibliographic requirements outlined in the [Author Guidelines](#), which is found in About the Journal.

Feel free to skip “comments for the editor” section. Click “Save and continue”

2. Upload Submission – Upload the file

3. Enter Metadata
  - Provide the Main title of the article and a subtitle if available
  - Insert the abstract and add contributors (co-authors)
  - Click "Save and continue"
4. Confirmation – Click "Confirmation" in header section of the screen to complete the submission.