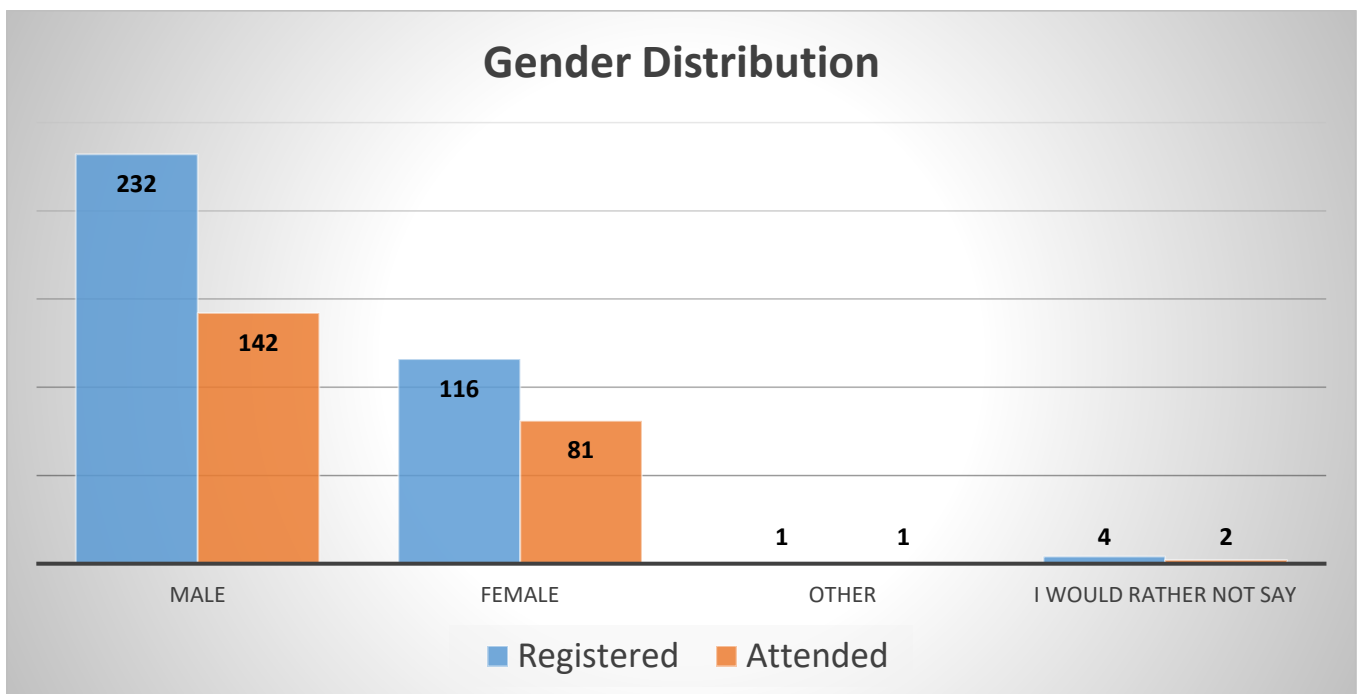
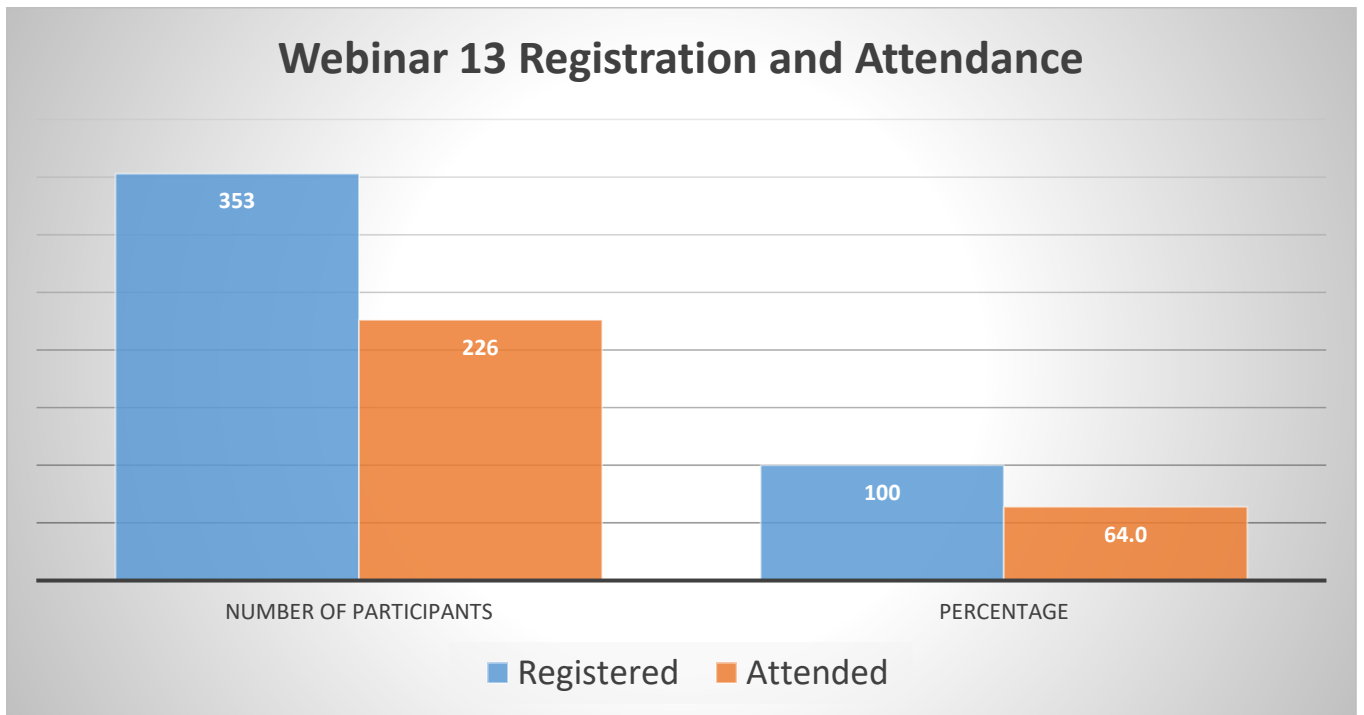


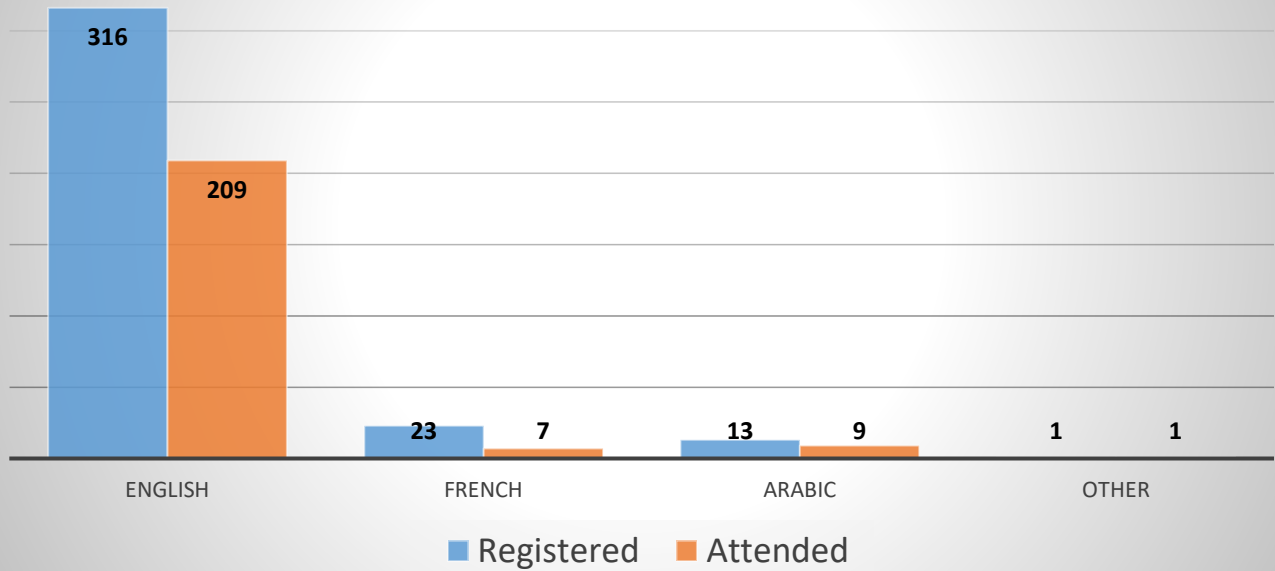
RUFORUM Webinar 13: Global University Partnerships for Addressing Emerging Development Challenges

Total participants registered: **353 from 53 countries**

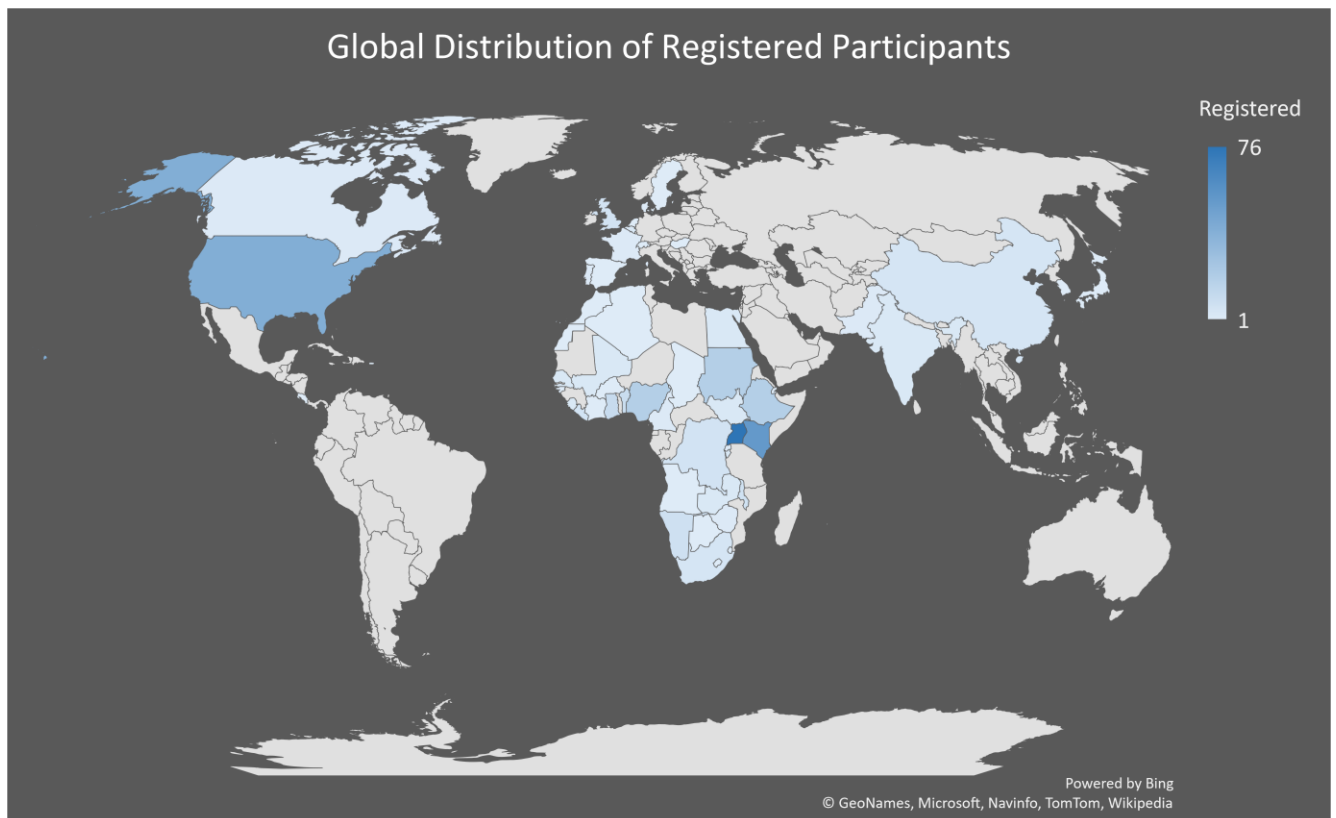
Number of attendees: **226 from 43 countries**

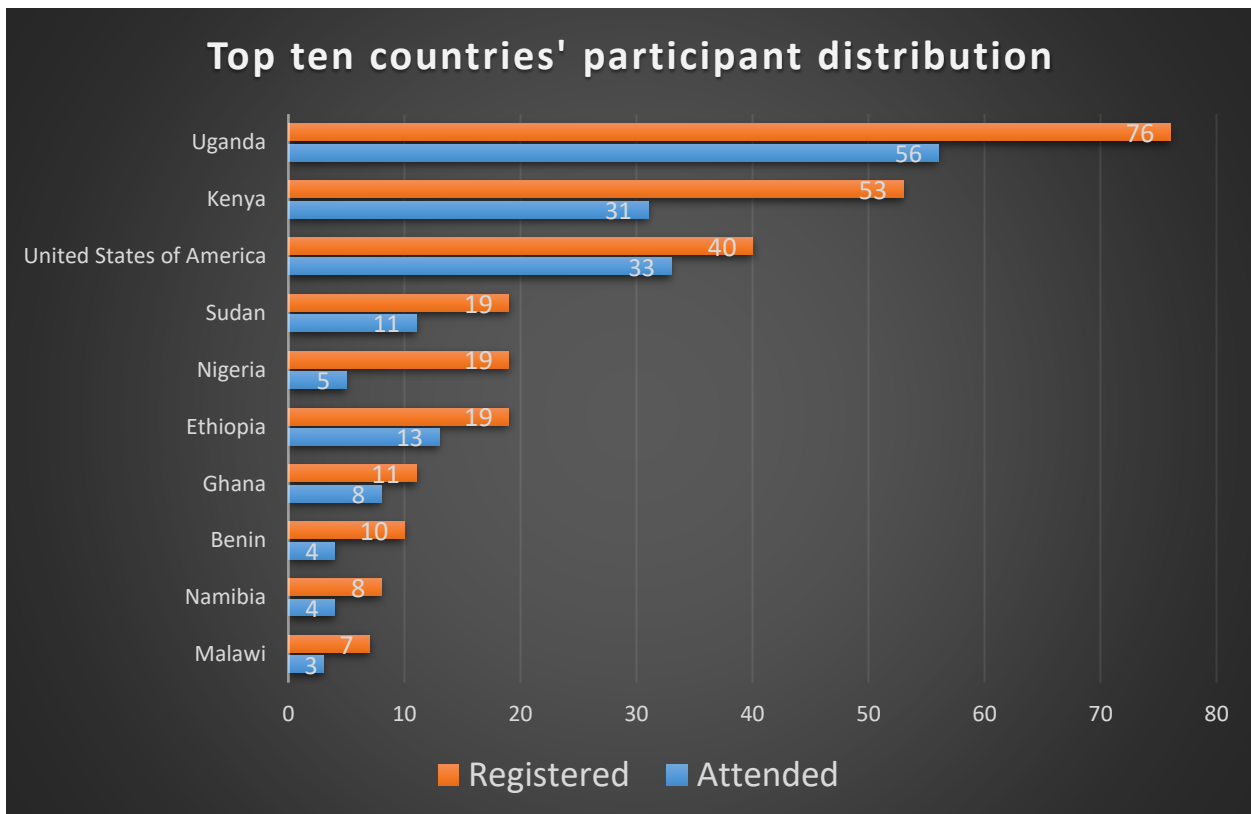
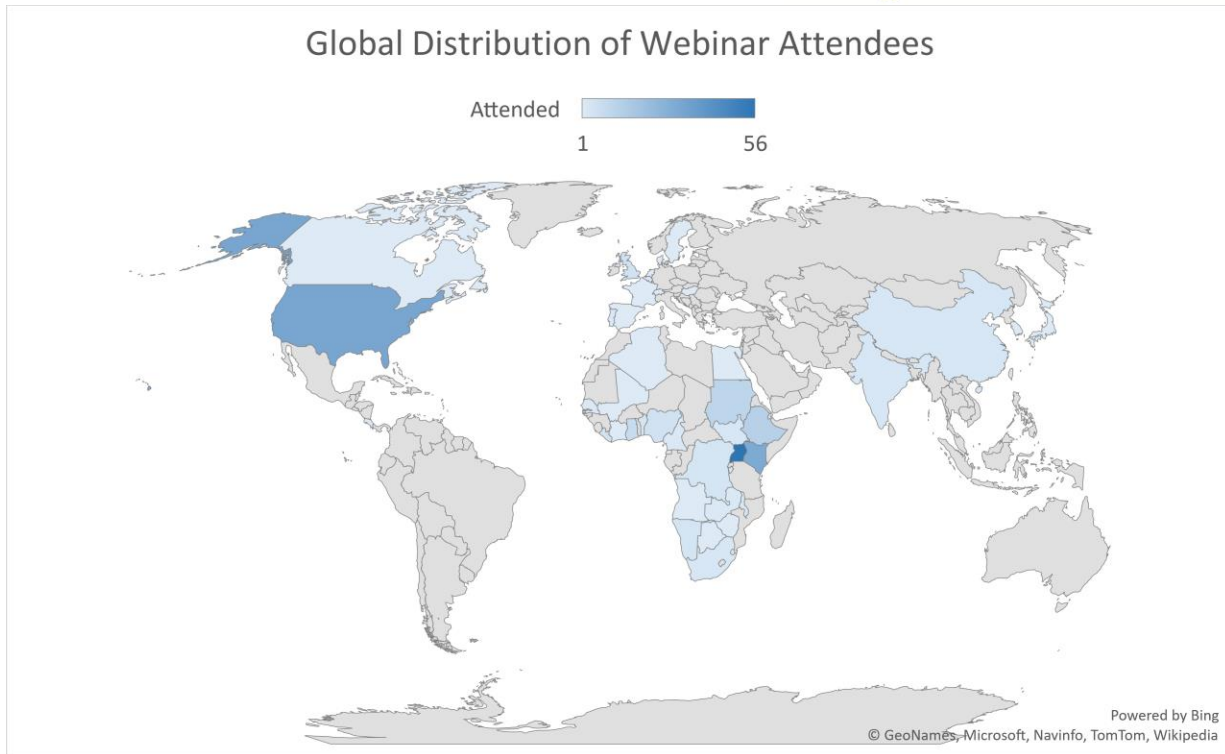


Language Distribution



Global Distribution of Registered Participants





ANNEX

| No. | Country/Region Name | Registered | Attended |
|-----|------------------------------|------------|----------|
| 1 | Uganda | 76 | 56 |
| 2 | Kenya | 53 | 31 |
| 3 | United States of America | 40 | 33 |
| 4 | Ethiopia | 19 | 13 |
| 5 | Nigeria | 19 | 5 |
| 6 | Sudan | 19 | 11 |
| 7 | Ghana | 11 | 8 |
| 8 | Benin | 10 | 4 |
| 9 | Namibia | 8 | 4 |
| 10 | Malawi | 7 | 3 |
| 11 | Democratic Republic of Congo | 6 | 4 |
| 12 | Liberia | 6 | 5 |
| 13 | United Kingdom | 6 | 5 |
| 14 | China | 5 | 3 |
| 15 | South Africa | 5 | 3 |
| 16 | Belgium | 3 | 2 |
| 17 | Burundi | 3 | 2 |
| 18 | Egypt | 3 | 1 |
| 19 | India | 3 | 3 |
| 20 | Mali | 3 | 1 |
| 21 | Senegal | 3 | 2 |
| 22 | Sierra Leone | 3 | 0 |
| 23 | South Sudan | 3 | 3 |
| 24 | Zambia | 3 | 2 |
| 25 | Cameroon | 2 | 2 |
| 26 | Canada | 2 | 1 |
| 27 | France | 2 | 1 |
| 28 | Pakistan | 2 | 0 |
| 29 | Portugal | 2 | 2 |
| 30 | Rwanda | 2 | 0 |
| 31 | Zimbabwe | 2 | 1 |
| 32 | Algeria | 1 | 1 |
| 33 | Angola | 1 | 1 |
| 34 | Botswana | 1 | 1 |

| | | | |
|----|-------------------|---|---|
| 35 | Burkina Faso | 1 | 0 |
| 36 | Chad | 1 | 0 |
| 37 | Costa Rica | 1 | 1 |
| 38 | Côte d'Ivoire | 1 | 1 |
| 39 | Denmark | 1 | 1 |
| 40 | Djibouti | 1 | 0 |
| 41 | Eswatini | 1 | 1 |
| 42 | Guinea-Bissau | 1 | 0 |
| 43 | Hungary | 1 | 1 |
| 44 | Japan | 1 | 1 |
| 45 | Republic of Korea | 1 | 1 |
| 46 | Lesotho | 1 | 0 |
| 47 | Mauritius | 1 | 0 |
| 48 | Morocco | 1 | 0 |
| 49 | Netherlands | 1 | 1 |
| 50 | Puerto Rico | 1 | 1 |
| 51 | Spain | 1 | 1 |
| 52 | Sweden | 1 | 1 |
| 53 | Switzerland | 1 | 1 |